

# RECEPTION



# RECEPTION

*Coming up next week...06/11/2023*

***A reminder that the Reception Maths Workshop will be held at 9am in the school hall on Monday 6<sup>th</sup> November.***

**Please can we have any junk modelling e.g. tubes, egg boxes, and small boxes for our art areas. Please can we request that boxes are no bigger than a cereal box.**

**This Friday is our class bear's birthday so therefore the children are allowed to come in dressed in party clothes and their PE shoes. No onesies please!**

### *Learning in school:*

**Theme for the Term:** Celebrations! Everyone enjoys a celebration and there are so many across a year. We will be exploring a few to find out what is celebrated and how the occasion is marked.

**Theme for the week:** How do we celebrate our birthdays?

Initially we will be taking part in some activities to settle us all back into school. On Tuesday, the children will arrive at school to find a party invitation from our class bears. We will be reading 'The Toys' Party'. On Friday, it's our class bear's birthday! So, we will be busy this week planning for the birthday party! The children will be practising using their initial sounds to write lists and signing their name on cards and correctly spelling the tricky word 'to'. The children will also be making silly cakes like Kipper on the school field.

### *Phonics:*

This week in school, we will be learning the digraphs: ff, ll, ss and the grapheme j. We will continue practising blending and start to write some 3 letter words.

### *Maths:*

This week, we will be learning all about circles and triangles. This will include going on a shape hunt and creating our own artwork using circles and shapes, based on the artist Kandinsky. We will be learning about their properties using the terminology corners and sides.

### *Additional notes and reminders*

#### **Homework**

**There is no set homework for the half term break but if you would like to support your child with letter formation, we have attached the Little Wandle guides.**

The phonics homework for the next half term will include more tricky words. It would be really beneficial if these could be practiced regularly at home.

#### **Caterpillar Cards for Christmas**

We have sent the templates home for children to create their own Christmas cards. Please keep the artwork within the borders, no wax crayons, glitter or thick sticky pieces of materials as they can't be printed.

Your child's name and class need to be clearly written on the template.

#### *Class email addresses:*

[turtles@mead.surrey.sch.uk](mailto:turtles@mead.surrey.sch.uk)














[starfish@mead.surrey.sch.uk](mailto:starfish@mead.surrey.sch.uk)

[jellyfish@mead.surrey.sch.uk](mailto:jellyfish@mead.surrey.sch.uk)















*Please note that as the week progresses it is sometimes necessary to change what is planned to meet the learning needs of the children and therefore changes to the above may occur.*













## Phase 2 grapheme information sheet

Autumn 1

Grapheme and mnemonic	Picture card	Pronunciation phrase	Formation phrase
 s	 snake	Show your teeth and let the s hiss out <b>ssssss</b> <b>ssssss</b>	Down the snake from head to tail.
 a	 astronaut	Open your mouth wide and make the a sound at the back of your mouth <b>a a a</b>	Around the astronaut's helmet and down into space.
 t	 tiger	Open your lips; put the tip of your tongue behind your teeth and press <b>t t t</b>	Down the tiger and across its neck.
 p	 penguin	Bring your lips together, push them open and say <b>p p p</b>	Down the penguin's back, up and around its head.
 i	 iguana	Pull your lips back and make the i sound at the back of your mouth <b>i i i</b>	Down the iguana and dot the leaf.
 n	 net	Open your lips a bit, put your tongue behind your teeth and make the <b>nnnnn</b> sound <b>nnnnn</b>	Down, up and over the net.
 m	 mouse	Put your lips together and make the <b>mmmm</b> sound <b>mmmm</b>	Down, up and over the mouse's ears.



Grapheme and mnemonic	Picture card	Pronunciation phrase	Formation phrase
 d	 duck	Put your tongue to the top and front of your mouth and make a quick <b>d</b> sound <b>d d d</b>	Round the duck's body, up to its head and down to its feet.
 g	 goat	Give me a big smile that shows your teeth; press the middle of your tongue to the top and back of your mouth; push your tongue down and forward to make the <b>g</b> sound <b>g g g</b>	Round the goat's face and curl under its chin.
 o	 octopus	Make your mouth into round shape and say <b>o o o</b>	All around the octopus.
 c	 cat	Open your mouth into a little smile; make your tongue flat and move it up towards the top of your mouth to say <b>c c c</b>	Curl around the cat.
 k	 kite	Open your mouth into a little smile; make your tongue flat and move it up towards the top of your mouth to say <b>k k k</b>	Down the kite, up to the top corner and down to the bottom corner.
 ck	 sock	Open your mouth into a little smile; make your tongue flat and move it up towards the top of your mouth to say <b>c c c</b>	c Curl around the heel of the sock. k Down the sock, up and back down to the toe. <b>Catchphrase:</b> Rock that sock!
 e	 elephant	Open your mouth wide and say <b>e e e</b>	Around the elephant's eye and curl down its trunk.

Grapheme and mnemonic	Picture card	Pronunciation phrase	Formation phrase
 u	 umbrella	Open your mouth wide and say u u u	Down and around the umbrella, and back to the ground.
 r	 rainbow	Show me your teeth to make a rrrrr sound rrrrr rrrrr	From the cloud to the ground and over the rainbow.
 h	 helicopter	Open your mouth and breathe out sharply h h h	Down, up and over the helicopter.
 b	 bear	Put your lips together and say <b>b</b> as you open them <b>b b b</b>	Down the bear's back, up and round its tummy.
 f	 flamingo	Open your lips a little; put your teeth on your bottom lip and push the air out to make the sound <b>ffff</b>	Down the flamingo to its foot and across its wings.
 l	 lollipop	Open your mouth a little; put your tongue up to the top of your mouth, behind your teeth, and press <b>llll</b> <b>llll</b>	Down the lollipop stick.