



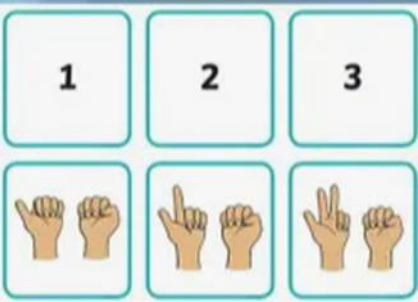







## Fine motor activities for home

	<p>Provide spring loaded clothespins and encourage children to clip clothes or pictures on a line or card.</p>
	<p>Spraying water</p>
	<p>Provide small child-sized paper punches that make different shapes</p>
	<p>Provide Cheerios, Fruit Loops, or macaroni and encourage children to lace them on string or spaghetti.</p>
	<p>Sing chants and finger plays that encourage the use of the fingers such as 5 Little Pumpkins, 5 Green and Speckled Frogs etc.</p>

	<p>Provide small pieces of chalk or broken crayons for children to write or draw with.</p>
	<p>Provide old greeting cards for children to cut, the thick paper provides the resistance they need to be more successful. Cut any thick paper. Cut play dough with plastic scissors. Cut plastic, disposable straws or shredded paper.</p>
	<p>Spread sand or salt in a shallow pie pan and encourage children to use their fingers to draw in it.</p>
	<p>Play with play dough. Use a rolling pin to roll play dough. Roll “snakes” with play dough using palms of hands. Roll play dough into tiny balls using only the finger tips. Insert feathers or golf tees into play dough.</p>
	<p>Tear paper and make a collage</p>